



Products Catalogue



ENTERPRISE:

X-Fort is a manufacturing enterprise established in 2000, our company has already built up a tradition in the production of construction materials. Our products stand for safety, quality and ease of use. All of our products are certified by: CE, DIN - German Institute of Standardization, TÜV NORD - EN: ISO 9001:2008 as well as the European Norms: EN 998 dhe EN 12004, EN 15824

QUALITY AND THE PROTECTION OF VALUES:


Increasing at a fast pace X-Fort has become a stable partner in the development and construction industry, presenting to the construction market natural products. They are used easily and preserve the values for long time, by this being economical and environmentally friendly. In this way X-Fort supports the nature system and offers high quality and ecological products.

DEVELOPMENT:

Close cooperation and responsibility to our clients has made X-Fort to reflect and develop further to meet the market needs, and add new products, which by necessity come to be in the right step with the requirements addressed in our direction.

VISION AND OBJECTIVES:

X-Fort is oriented to the use of materials and energies, which are not harmful to the environment, thus we fulfill the objectives to create products that are consistent with the ecosystem as well as the use of environmentally friendly technologies.



Innovation color.



The technical information below such as: the images, illustrations, etc. Are just examples of our products that represent schematically basic description of functionality, and do not contain any measurable precision. The responsibility of testing, inspection, applicability and coverage in relation to certain facilities is on the contractor or the customer. The Presentation of other works is done only in schematic form. All parameters and rates should be adjusted - harmonized with conditions / local circumstances. They are not illustrations of manufacturers, details of images or assemblies. Technical data and norms of the products mentioned above, which are presented in lists and technical descriptions of systems should be strictly respected.

Copyright © 2016 N.P X-FORT – All rights reserved.



CONTENT

MORTARS	5
Fortfix CG (B)	6
Fortfix CG (J)	7
TILE ADHESIVES	9
HIDRO-FIX	10
FORTFIX - NPS White C2E	11
FORTFIX - NPS Grey C2E	12
FORTFIX - NPX White C1	13
FORTFIX - NPX Grey C1	14
FORTFIX FLEX - C2TE-S1	15
FORTFIX NPB	16
FORTFIX FUGUE - CG2	17
FORTFIX FUGUE - CG2 WA	18
THERMO-INSULATION ADHESIVES	19
FORTFIX EPS White	20
FORTFIX EPS Grey	21
MINERAL DECORATIVE PLASTERS	23
Decorative Plaster Structural	24
Decorative Plaster Full	25
LEVELING RENDERERS	27
Fortfix Leveler	28
Fortfix Final Leveler	29
Glet Final Leveler	30
ORGANIC DECORATIVE PLASTERS	31
Fortfix Decorative Plaster (Structural)	32
Fortfix Decorative Plaster (Full)	33
Fortfix Decorative Plaster (Semi - Transparent)	34
Fortfix Decorative Plaster (Semi - Transparent - Full)	35
Fortfix Decorative Plaster (Transparent)	36
Fortfix Decorative Plaster (Transparent - Full)	37
Acrylic FORTPLAST	38
PRIMERS	39
Akryl Emulsion	40
Acrylic Binder	41
Beton Kontakt	42
INTERIOR DISPERSION PAINTS	43
FASADEX for interior use	44
FASADEX Economic	45
FASADEX Premium	46
FASADEX Semi - Transparent	47
FASADEX Transparent	48
EXTERIOR DISPERSION PAINTS	49
FASADEX for exterior use	50
FASADEX Semi - Transparent	51
FASADEX Transparent	52
FASADEX Silicon-based	53
FASADEX Silicate-based	54



MORTARS

FOTFIX CG

For Interior spaces

Fotfix CG Interior, is a dry mortar composed of hydrated lime, cement, selected inerts and supplements that improve its application and adhesiveness.



Usage: This mortar is used as a first layer plaster in interior surfaces and can be applied manually or by using plastering pump. It is used as supporting material in: concrete, bricks, concrete plates, etc.

Application: If applied manually, a pack of Fotfix CG Interior is added 6.5 – 7.5 L of water. The substance must be mixed well for about 2 minutes and afterwards, with a trowel, it can be applied on the wall. If applied with machine, snail plastering pump shall be used.

The area where Fotfix CG Interior is applied must be solid, clean and free of dust, the layer must be 1 cm thick. In a surface of 1m², 16-18 kg of basic mortar Fotfix CG Interior is needed, depending on thickness.

The ready-made mortar must be used within 3 hours and shall not be mixed with other materials.

Clean working tools immediately after use with this product.



Packing: 25kg

Application temperature: +5°C - 25°C

Storage: In a dry place without moisture, protected from direct sunlight.

Shelf life: 12 months from date of production

Read the instructions and the declaration of performance sheet before using this product at:

www.xfort.eu

FORTIX CG

For exterior spaces

Fotfix CG exterior is a dry mortar composed of hydrated lime, cement, selected inerts and supplements that improve its application and adhesiveness.

Usage: This mortar is used as a first layer plaster in exterior surfaces and can be applied manually or by using plastering pump. It is used as supporting material in: concrete, bricks, concrete plates, etc.

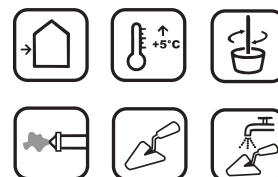
Application: If applied manually, a pack of Fotfix CG exterior is added 6.5 – 7.5 L of water. The substance must be mixed well for about 2 minutes and afterwards, with a trowel, it can be applied on the wall. If applied with machine, snail plastering pump shall be used.

The area where Fotfix CG exterior is applied must be solid, clean and free of dust, the layer must be 1 cm thick. The layer must be 1 cm thick.

In a surface of 1m², 16-18 kg of basic mortar Fotfix CG exterior is needed, depending on thickness.

The ready-made mortar must be used within 3 hours and shall not be mixed with other materials.

Clean working tools immediately after use with this product.



Packing: 25kg


Application temperature: +5°C - 25°C

Storage: In a dry place without moisture, protected from direct sunlight.

Shelf life: 12 months from date of production

Read the instructions and the declaration of performance sheet before using this product at:

www.xfort.eu





TILE ADHESIVES



HIDRO-FIX

Two-component, cement-based coating for elastic waterproofing insulation

Field of application: It is used for waterproofing insulation of structures subjected to positive and negative hydrostatic pressure: swimming pools and ponds, settling tanks, water treatment plants, wall and floor surfaces of cellars and basements, reservoirs, canals, concrete pipes, manholes, balconies, sanitary facilities, kitchens, laundries, embedded concrete members and the like.

Properties: Two-component compound, Resistant to positive and negative hydrostatic pressure, Bridges micro-cracks, Elastic, Economical, Non-toxic, Does not contain chlorides.

Enables direct adhesion of ceramic tiles with building adhesive, Bacteriologically resistant, Simple for application; Excellent adhesion to the substrate, Possible application upon moist substrate.

Substrate Preparation: The material is prepared by adding liquid component (B) into the powdery component (A), with continuous mixing (manually or mechanically). It is mixed until complete homogenization of the mixture is reached. The A:B components mixing ratio is 1:1

Application: The compound to be used is being prepared in the following manner: powdery component A is being added to the liquid component B along with continuous mixing, manually or by means of a mechanical mixer having 300-500 revolutions/minute). Mixing is performed until complete homogenization of the mixture.

For the first layer it is possible to add up to 10% water into the mixture.

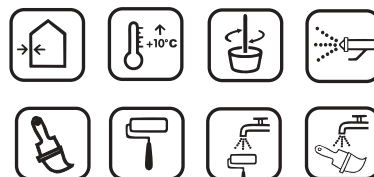
The application of the material is performed with brushes (120 mm-200 mm wide) in two or three layers.

Each subsequent layer is applied upon a previously dried out layer.

The time gap between application of the layers amounts to 6-24 hours depending on the temperature. The overall thickness of all three layers is approximately 1,0 to 2,0 mm. Treated surfaces should be protected against rainfall, strong draught and frost during a period of minimum 48 hours. The temperature at the application of the waterproofing should be 10°C.

Consumption: For two layers: 1,2 - 1,4 kg/ m², For three layers: 1,8 - 2,2 kg/ m²

Clean working tools immediately after use with this product.



Packing: 10kg

Application temperature: +5°C - 25°C

Storage: In a dry place without moisture, protected from direct sunlight.

Shelf life: 12 months from date of production
Read the instructions and the declaration of performance sheet before using this product at:
www.xfort.eu

FORTFIX NPS

C2E White



Standard Adhesive for ceramic and marble tiles for walls and floors

Usage: Fortfix NPS White is a cement based and polymer modified adhesive for fixing porcelain, ceramic, quarry, terrazzo and terracotta tiles and natural stone rigid interior and exterior floors and walls. Classification according to EN 12004 - C2E
Porous or dusty surfaces should be primed with Acrylic Emulsion and allowed to dry before tiling.

Application: Ensure that all surfaces are clean, dry, sound and free from dust, grease or any contaminating barrier.

A Packing of Fortfix NPS White is mixed with 6 - 6.5 liters of clean water. The mixing should be done well until the mass it is homogenized. After 10 min. rest, mix again and the mass can be applied.

The tiles attached to the wall have to stay untouched for at least one day, while the ones on the floor for 3 days. Clean working tools immediately after use with this product.



Packing: 25kg

Application temperature: +5°C - 30°C

Storage: In a dry place without moisture, protected from direct sunlight.

Shelf life: 12 months from date of production
Read the instructions and the declaration of performance sheet before using this product at:
www.xfort.eu



FORTFIX NPS

C2E Grey

Standard Adhesive for ceramic and marble tiles for walls and floors



Usage: Fortfix NPS Grey is a cement based and polymer modified adhesive for fixing porcelain, ceramic, quarry, terrazzo and terracotta tiles and natural stone rigid interior and exterior floors and walls. Classification according to EN 12004 - C2E

Porous or dusty surfaces should be primed with Acrylic Emulsion and allowed to dry before tiling.

Application: Ensure that all surfaces are clean, dry, sound and free from dust, grease or any contaminating barrier.

A Packing of Fortfix NPS Grey is mixed with 6 - 6.5 liters of clean water. The mixing should be done well until the mass it is homogenized. After 10 min. rest, mix again and the mass can be applied.

The tiles attached to the wall have to stay untouched for at least one day, while the ones on the floor for 3 days. Clean working tools immediately after use with this product.



Packing: 25kg

Application temperature: +5°C - 30°C

Storage: In a dry place without moisture, protected from direct sunlight.

Shelf life: 12 months from date of production

Read the instructions and the declaration of performance sheet before using this product at:

www.xfort.eu

FORTFIX NPX

C1 White

Standard Adhesive for ceramic and marble tiles for walls and floors



Usage: Fortfix NPX White is cement based and polymer modified adhesive for fixing porcelain, ceramic, quarry, terrazzo and terracotta tiles and natural stone rigid interior and exterior floors and walls. Classification according to EN 12004 - C1

Porous or dusty surfaces should be primed with Acrylic Emulsion and allowed to dry before tiling.

Application: Ensure that all surfaces are clean, dry, sound and free from dust, grease or any contaminating barrier.

A Packing of Fortfix NPX White is mixed with 6 - 6.5 liters of clean water. The mixing should be done well until the mass it is homogenized. After 10 min. rest, mix again and the mass can be applied.

The tiles attached to the wall have to stay untouched for at least one day, while the ones on the floor for 3 days. Clean working tools immediately after use with this product.



Packing: 25kg

Application temperature: +5°C - 30°C

Storage: In a dry place without moisture, protected from direct sunlight.

Shelf life: 12 months from date of production

Read the instructions and the declaration of performance sheet before using this product at:

www.xfort.eu



FORTFIX NPX

C1 Grey

Standard Adhesive for ceramic and marble tiles for walls and floors

Usage: Fortfix NPX Grey is cement based and polymer modified adhesive for fixing porcelain, ceramic, quarry, terrazzo and terracotta tiles and natural stone rigid interior and exterior floors and walls. Classification according to EN 12004 - C1



Porous or dusty surfaces should be primed with Acrylic Emulsion and allowed to dry before tiling.

Application: Ensure that all surfaces are clean, dry, sound and free from dust, grease or any contaminating barrier.

A Packing of Fortfix NPX Grey is mixed with 6 - 6.5 liters of clean water. The mixing should be done well until the mass it is homogenized. After 10 min. rest, mix again and the mass can be applied.

The tiles attached to the wall have to stay untouched for at least one day, while the ones on the floor for 3 days.

Clean working tools immediately after use with this product.



Packing: 25kg

Application temperature: +5°C - 30°C

Storage: In a dry place without moisture, protected from direct sunlight.

Shelf life: 12 months from date of production

Read the instructions and the declaration of performance sheet before using this product at:

www.xfort.eu

FORTFIX FLEX

C2ES1

Fortfix Flex is thin layer, tile adhesive flexible intended for tiling walls and floors with thermal load (terraces, balconies, floor with heating etc). Also to be used in smooth basements, such as walls, cardboard, gypsum, as well as old cover supporting plastering.

Usage: Fortfix Flex is suitable for: cement-based floors, calcium sulphate based flooring, cement based plaster, lime cement and old concrete. Parts of calcium sulphate based concrete should be treated before laying the tiles. For every foundation, the allowance of residual moisture should be taken into consideration.



Humidity limits: 2.5% for cement floor, calcium sulphate floor of 0.5% and 1.8% for leveled floor. A package of Fortfix Flex has to be mixed with about 7 liters of water, the mixture should be done consistently with appropriate equipment. Once mixed, the mass has to rest for about 5 min, be mixed again and the mass is ready to be applied.

Application: Fortfix Flex is applied with a trowel in a full or stripped surface spreading it in one direction. The tiles shall be placed in a thin layer of adhesive, easily adapting and correcting it if needed within 10 minutes after the initial application.

If the time of alignment of Fortfix Flex is exceeded, another thin layer of adhesive has to be stretched with notched trowel, removing first the previous layer.

Within 3 hours. Not to be mixed with other materials

Clean working tools immediately after use with this product.



Packing: 25kg

Application temperature: +5°C - 20°C

Storage: In a dry place without moisture, protected from direct sunlight.

Shelf life: 12 months from date of production

Read the instructions and the declaration of performance sheet before using this product at:

www.xfort.eu



FORTFIX NPB

Lime and cement mortar for building all types of walls (brick, concrete blocks, porous-beton ect.)

Usage: This mortar is primarily applicable in renovating works.. It features high level of affixation to the base, high level of utilization It's well processed with a trowel.

Application: Bricks (blocks) need to be dry and clean. Too dried bricks and bricks with a high level of permeability need to be dipped in water before use.

Base Preparation: Gradually put the content in 6-7 L of pure water, and mix until the homogenous mass is reached. The mixture must lay for about 10 minutes before use.

The surface must be flatten before the use of Fortfix NPB with the adequate tools, the prepared mixture must be used within 3 hours.



The intermediate period of hardening must be at least 1 day.

For 1m², 3-4 kg of Fortfix NPB are needed, depending on the thickness.

Must be protected against freezing and quick hardening.

In case of longer breaks in working with the mixer, the latter needs to be completely emptied and washed.

Clean working tools immediately after use with this product, not to be mixed with other materials.



Packing: 25kg

Application temperature: +5°C - 20°C

Storage: In a dry place without moisture, protected from direct sunlight.

Shelf life: 12 months from date of production

Read the instructions and the declaration of performance sheet before using this product at:

www.xfort.eu

FORTFIX FUGË - CG 2

Tile Grout (3 - 6 mm)

Usage: Flexible material used for grouting ceramic tiles, granite, porcelain, marble, mosaic-glass, etc.

Fortfix Fugë CG2 is widely used in living spaces, baths, corridors, terraces, balconies, facades, working spaces, public baths, on flooring with a heating systems as well as Indoor and Outdoor environments.


Walls and Flooring Usage: Universal material, resistant against frost and abrasion, doesn't allow the penetration of moisture and pollution.

We Recommend that the width of the grout not exceed 8mm.

Fortfix Fugë CG2 is Characterized by good application, easy washing and good penetration capabilities while applying it on the surface.

The material should be used only after Fortfix NPS or NPX has been dried, as to not affect the color of the grout. Fortfix Fugë Certified in CG 2 – class, by norm EN 13888.

Clean working tools immediately after use with this product.



Working time in container: Up to 4 hours after mixing
Working time: Up to 25 minutes
Resistant to temperatures: -20°C - +80°C
Walking on tiles: After 8 hours
Mixing with water: approximately 4 min., with around 0.53 l / 2kg
Packing: 2 and 5 kg
Material color: According to catalogue
Application temperature: +5°C - 30°C
Storage: In a dry place without moisture, protected from direct sunlight.
Shelf life: 12 months from date of production
 Read the instructions and the declaration of performance sheet before using this product at:
www.xfort.eu



FORTFIX FUGË CG2 WA

Tile Grout (3 - 6 mm)

Usage: Fortfix Fugë CG2 WA is a flexible material ready to use for grouting ceramic tiles, granite, porcelain, marble, mosaic-glass, etc.

Fortfix Fugë CG2 WA is widely used in living spaces, baths, corridors, terraces, balconies, facades, working spaces, public baths, on flooring with a heating systems as well as Indoor and Outdoor environments.


Walls and Flooring Usage: Universal material, resistant against frost and abrasion, doesn't allow the penetration of moisture and pollution.

We Recommend that the width of the grout not exceed 8mm.

Fortfix Fugë CG2 WA is Characterized by good application, easy washing and good penetration capabilities while applying it on the surface.

The material should be used only after Fortfix NPS or NPX has been dried, as to not affect the color of the grout.
Fortfix Fugë Certified in CG 2 WA – class, by norm EN 13888.

Clean working tools immediately after use with this product.



Working time in container: Up to 4 hours after mixing

Working time: Up to 25 minutes

Resistant to temperatures: -20°C - +80°C

Walking on tiles: After 10 hours

Packing: 3kg

Material color: According to catalogue

Application temperature: +5°C - 30°C

Storage: In a dry place without moisture, protected from direct sunlight.

Shelf life: 12 months from date of production

Read the instructions and the declaration of performance sheet before using this product at:

www.xfort.eu



THERMO-INSULATION ADHESIVES



FORTFIX EPS WHITE

White Adhesive coating for Styrofoam plates, building adhesive and leveler

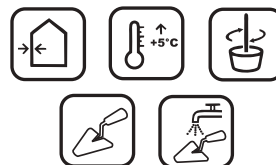
Fortfix EPS White is a highly adhesive coating that offers flexibility as well as resistance to moisture in the insulation system.

Usage: It is used for bonding the insulation tiles, thermal insulation facades system and smoothing concrete surfaces, stone tiles, ceramic and granite as well as laying of the crosswise insulation net and plastering before it.

Application: A Packing of Fortfix EPS White is mixed with about 11 liters of clean water. Mixing should be done consistently with appropriate machinery. After a 10 min. rest, mix again and the mass can be applied. When used as a full surface or strip surface adhesive, the adhesive has to be put on the thermo plate with a trowel, thus attaching it to the wall surface. After final leveling, the net shall be placed. When used as tile adhesive, the mass has to be applied with a notched trowel.

Fortfix EPS White has to be used within two hours. Not to be mixed with other materials.

The area where Fortfix EPS White is applied must be free of dust, residue and any other oily fluids. It is recommended that the surface of the wall be insulated before application. Clean working tools immediately after use with this product.



Packing: 25kg

Application temperature: +5°C - 20°C

Storage: In a dry place without moisture, protected from direct sunlight.

Shelf life: 12 months from date of production

Read the instructions and the declaration of performance sheet before using this product at:

www.xfort.eu

FORTFIX EPS GREY

Grey Adhesive coating for Styrofoam plates, building adhesive and leveler

Fortfix EPS Grey is a highly adhesive coating that offers flexibility as well as resistance to moisture in the insulation system.

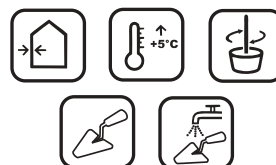

Usage: It is used for bonding the insulation tiles, thermal insulation facades system and smoothing concrete surfaces, stone tiles, ceramic and granite as well as laying of the crosswise insulation net and plastering before it.

Application: A Packing of Fortfix EPS Grey is mixed with about 11 liters of clean water. Mixing should be done consistently with appropriate machinery. After a 10 min. rest, mix again and the mass can be applied. When used as a full surface or strip surface adhesive, the adhesive has to be put on the thermo plate with a trowel, thus attaching it to the wall surface. After final leveling, the net shall be placed. When used as tile adhesive, the mass has to be applied with a notched trowel.

Fortfix EPS Grey has to be used within two hours. Not to be mixed with other materials.

The area where Fortfix EPS Grey is applied must be free of dust, residue and any other oily fluids. It is recommended that the surface of the wall be insulated before application.

Clean working tools immediately after use with this product.



Packing: 25kg

Application temperature: +5°C - 20°C

Storage: In a dry place without moisture, protected from direct sunlight.

Shelf life: 12 months from date of production

Read the instructions and the declaration of performance sheet before using this product at:

www.xfort.eu





MINERAL DECORATIVE PLASTERS



FORTFIX – DECORATIVE PLASTER STRUCTURAL

Mineral based decorative plaster


Dry Decorative plaster - Structure , white lime and white cement based, containing marble sand with various crumbs and adhesive substance to smooth its application.

Fortfix Decorative Plaster Structure is steam-permeable and can be applied in interior and exterior surfaces.

Usage: Fortfix Decorative Plaster Structure is a structural coating layer used for facades, interior walls and ceilings placed above the lime and/or cement mortar based surfaces, plasterboards and basic support dry gypsum, as well as a cover for thermo-insulating systems.

Application: Using an adequate plastering tool, it is brought to granulating thickness, whereas with use of a friction disc the desired structure can be attained. Fortfix Decorative Plaster Structure is available in the following granulations: 1.5mm, 2.0mm, 2.5mm, 3mm. The surface where Fortfix Decorative Plaster Structure is to be applied shall be hard, clean and dust free. Fortfix Decorative Plaster Structure shall not be mixed with other materials.

Clean working tools immediately after use with this product.



Packing: 25kg

Application temperature: +5°C - 25°C

Storage: In a dry place without moisture, protected from direct sunlight.

Shelf life: 12 months from date of production

Read the instructions and the declaration of performance sheet before using this product at:

www.xfort.eu

FORTFIX – DECORATIVE PLASTER FULL

Mineral based decorative plaster


Dry Decorative plaster - full , white lime and white cement based, containing marble sand with various crumbs and adhesive substance to smooth its application.

Fortfix Decorative Plaster Full is steam-permeable and can be applied in interior and exterior surfaces.

Usage: Fortfix Decorative Plaster Full is a coat layer used for facades, interior walls and ceilings placed above the lime and/or cement mortar based surfaces, plasterboards and basic support dry gypsum, as well as a cover for thermo-insulating systems.

Application: Using an adequate plastering tool, it is brought to granulating thickness, whereas with use of a friction disc the desired structure can be attained. Fortfix Decorative Plaster Full is available in the following granulations: 1.0mm, 1.5mm, 2.0mm. The surface where Fortfix Decorative Plaster Full is to be applied shall be hard, clean and dust free. Fortfix Decorative Plaster Full shall not be mixed with other materials.

Clean working tools immediately after use with this product.



Packing: 25kg

Application temperature: +5°C - 25°C

Storage: In a dry place without moisture, protected from direct sunlight.

Shelf life: 12 months from date of production

Read the instructions and the declaration of performance sheet before using this product at:

www.xfort.eu





LEVELING RENDERS



FORTFIX LEVELER

Leveling compound with white cement base

Usage: Fortfix Leveler is used to level interior walls and ceilings previously plastered with basic mortar (cement, gypsum, lime), as well as plasterboards. Content: White cement base, lime and other supplements that increase its application quality.

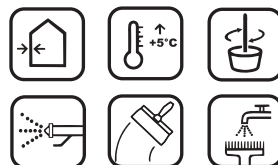

Application: The surface where Fortfix Leveler is to be applied, shall be dry, clean and free of dust, free of remains and shining paint. The humidity of the surface shall be below 2.5%. A pack of Fortfix Leveler is mixed with 7 – 8 L of clean water.

The substance must be free of grains and is applied with metal tool. The time of application is 50 – 60 min.

The surface where Fortfix Leveler is to be applied, shall be solid, clean and free of dust.

Fortfix Final Leveler shall not be used with other materials.

Clean working tools immediately after use with this product.



Packing: 25kg

Application temperature: +5°C - 30°C

Storage: In a dry place without moisture, protected from direct sunlight.

Shelf life: 12 months from date of production

Read the instructions and the declaration of performance sheet before using this product at:

www.xfort.eu

FORTFIX FINAL LEVELER

Final leveling compound used for interior and exterior wall surfaces

Fortfix Final Leveler is a compound used for leveling interior walls and ceilings previously plastered with basic mortar (cement, gypsum, lime, etc.) as well as plasterboard. Fortfix Final Leveler is distinguished as highly productive, with optimal processing quality, good flattening ability in leveled areas as well as good binding.


Usage: This final leveling is a powder compound produced based on mineral bindings, stone aggregates and other additives.

Application: Fortfix Final Leveler is prepared by mixing it with water in proportion of 3:1. After mixing, the fresh substance must rest for 20 min. The substance is mixed again and then can be applied. With appropriate tool, 1mm thick substance is applied. The ready-made substance must be used within 3 hours. Possible holes or cracks in the wall must be filled in advance. Cement-lime basic mortars must be solid dried beforehand. In a surface of 1m², 1.3 kg of Fortfix Final Leveler for d=1mm is needed.

The surface where Fortfix Final Leveler is to be applied, shall be solid, clean and free of dust.

Fortfix Final Leveler shall not be used with other materials.

Clean working tools immediately after use with this product.



Packing: 25kg

Application temperature: +5°C - 30°C

Storage: In a dry place without moisture, protected from direct sunlight.

Shelf life: 12 months from date of production

Read the instructions and the declaration of performance sheet before using this product at:

www.xfort.eu



GLET FINAL LEVELER

Leveling mortar for walls, interior and exterior ceilings


Usage: Glet Final is a white mortar paste in form ready to use. It's produced from mineral trusses, stone aggregates and additives that make the product excellent and easy to work with, thus making the final work very proficient. Glet Final is applied for final leveling plastered surfaces or concrete surfaces.

The basis where Glet Final is to be applied has to be solid, clean and dust-free.

Application: Glet Final is a ready-to-use product. The substance is applied with up to 1mm thicknesses with metallic leveler. Consumption 1 - 1.5 m²

Use: Within 3 hours, not to be mixed with other materials.

Clean working tools immediately after use with this product.



Packing: 25kg

Application temperature: +5°C - 25°C

Storage: In a dry place without moisture, protected from direct sunlight.

Shelf life: 12 months from date of production

Read the instructions and the declaration of performance sheet before using this product at:

www.xfort.eu



ORGANIC DECORATIVE PLASTERS



FORTFIX DECORATIVE PLASTER

Organic based Decorative Plaster - Structural


Liquid structural plaster, white lime and white cement based, containing marble sand with various crumbs and adhesive substance to smooth its application ready to use.

Usage: Fortfix Decorative Plaster Structure can be applied in interior and exterior surfaces. Decorative Plaster is a structural coat layer used for facades, interior walls and ceilings placed above the lime and/or cement mortar based surfaces, plasterboards and basic support dry gypsum, as well as a cover for thermo-insulating systems.

Application: Using an adequate plastering tool, it is brought to granulating thickness, whereas with use of a friction disc the desired structure can be attained.

Decorative Plaster is available in the following granulations: 1.5mm, 2.0mm, 2.5mm, 3mm

The surface where Fortfix Decorative Plaster Structure is to be applied shall be hard, clean and dust free. Decorative Plaster shall not be mixed with other materials. Clean working tools immediately after use with this product.



Packing: 25kg

Application temperature: +5°C - 25°C

Storage: In a dry place without moisture, protected from direct sunlight.

Shelf life: 12 months from date of production

Read the instructions and the declaration of performance sheet before using this product at:

www.xfort.eu

FORTFIX DECORATIVE PLASTER

Organic based Decorative Plaster - Full

Liquid Plaster Full, white lime and white cement based, containing marble sand with various crumbs and adhesive substance to smooth its application ready to use.


Usage: Fortfix Decorative Plaster Full can be applied in interior and exterior surfaces. Decorative Plaster is a full coat layer used for facades, interior walls and ceilings placed above the lime and/or cement mortar based surfaces, plasterboards and basic support dry gypsum, as well as a cover for thermo-insulating systems.

Application: Using an adequate plastering tool, it is brought to granulating thickness, whereas with use of a friction disc the desired structure can be attained.

Fortfix Decorative Plaster Full is available in the following granulations: 1.0mm, 1.5mm, 2.0mm

The surface where Fortfix Decorative Plaster Full is to be applied shall be hard, clean and dust free. Fortfix Decorative Plaster Full shall not be mixed with other materials.

Clean working tools immediately after use with this product.



Packing: 25kg

Application temperature: +5°C - 25°C

Storage: In a dry place without moisture, protected from direct sunlight.

Shelf life: 12 months from date of production

Read the instructions and the declaration of performance sheet before using this product at:

www.xfort.eu



FORTFIX DECORATIVE PLASTER

Semi Transparent Organic based Decorative Plaster – Structural for Nuancing and pigmenting

Liquid structural plaster semi - transparent, white lime and white cement based, containing marble sand with various crumbs and adhesive substance to smooth its application ready to use.



Usage: Fortfix Decorative Plaster Semi – Transparent can be applied in interior and exterior surfaces. Decorative Plaster is a structural coat layer used for facades, interior walls and ceilings placed above the lime and/or cement mortar based surfaces, plasterboards and basic support dry gypsum, as well as a cover for thermo-insulating systems.

Application: Using an adequate plastering tool, it is brought to granulating thickness, whereas with use of a friction disc the desired structure can be attained.

Fortfix Decorative Plaster Semi – Transparent is available in the following granulations: 1.5mm, 2.0mm, 2.5mm, 3mm

The surface where Fortfix Decorative Plaster Semi – Transparent is to be applied shall be hard, clean and dust free. Fortfix Decorative Plaster Semi – Transparent shall not be mixed with other materials.

Clean working tools immediately after use with this product.



Packing: 25kg

Application temperature: +5°C - 25°C

Storage: In a dry place without moisture, protected from direct sunlight.

Shelf life: 12 months from date of production

Read the instructions and the declaration of performance sheet before using this product at:

www.xfort.eu

FORTFIX DECORATIVE PLASTER

Semi Transparent Organic based Decorative Plaster – Full for nuancing and pigmenting


Liquid Plaster Full, white lime and white cement based, containing marble sand with various crumbs and adhesive substance to smooth its application ready to use.

Usage: Fortfix Decorative Plaster Full Semi - Transparent can be applied in interior and exterior surfaces. Decorative Plaster is a full coat layer used for facades, interior walls and ceilings placed above the lime and/or cement mortar based surfaces, plasterboards and basic support dry gypsum, as well as a cover for thermo-insulating systems.

Application: Using an adequate plastering tool, it is brought to granulating thickness, whereas with use of a friction disc the desired structure can be attained.

Fortfix Decorative Plaster Full Semi - Transparent is available in the following granulations: 1.0mm, 1.5mm, 2.0mm

The surface where Fortfix Decorative Plaster Full Semi - Transparent is to be applied shall be hard, clean and dust free. Fortfix Decorative Plaster Full Semi - Transparent shall not be mixed with other materials. Clean working tools immediately after use with this product.



Packing: 25kg

Application temperature: +5°C - 25°C

Storage: In a dry place without moisture, protected from direct sunlight.

Shelf life: 12 months from date of production

Read the instructions and the declaration of performance sheet before using this product at:

www.xfort.eu



FORTFIX DECORATIVE PLASTER

Transparent Organic based Decorative Plaster – Structural for Nuancing and full pigmenting

Liquid structural plaster transparent, white lime and white cement based, containing marble sand with various crumbs and adhesive substance to smooth its application ready to use.


Usage: Fortfix Decorative Plaster Transparent can be applied in interior and exterior surfaces. Decorative Plaster is a structural coat layer used for facades, interior walls and ceilings placed above the lime and/or cement mortar based surfaces, plasterboards and basic support dry gypsum, as well as a cover for thermo-insulating systems.

Application: Using an adequate plastering tool, it is brought to granulating thickness, whereas with use of a friction disc the desired structure can be attained.

Fortfix Decorative Plaster Transparent is available in the following granulations: 1.5mm, 2.0mm, 2.5mm, 3mm

The surface where Fortfix Decorative Plaster Transparent is to be applied shall be hard, clean and dust free. Fortfix Decorative Plaster Transparent shall not be mixed with other materials.

Clean working tools immediately after use with this product.



Packing: 25kg

Application temperature: +5°C - 25°C

Storage: In a dry place without moisture, protected from direct sunlight.

Shelf life: 12 months from date of production

Read the instructions and the declaration of performance sheet before using this product at:

www.xfort.eu

FORTFIX DECORATIVE PLASTER

Transparent Organic based
Decorative Plaster – Full for nuancing
and full pigmenting



Liquid Plaster Full, white lime and white cement based, containing marble sand with various crumbs and adhesive substance to smooth its application ready to use.

Usage: Fortfix Decorative Plaster Full Transparent can be applied in interior and exterior surfaces. Decorative Plaster is a full coat layer used for facades, interior walls and ceilings placed above the lime and/or cement mortar based surfaces, plasterboards and basic support dry gypsum, as well as a cover for thermo-insulating systems.

Application: Using an adequate plastering tool, it is brought to granulating thickness, whereas with use of a friction disc the desired structure can be attained.

Fortfix Decorative Plaster Full Transparent is available in the following granulations: 1.0mm, 1.5mm, 2.0mm

The surface where Fortfix Decorative Plaster Full Transparent is to be applied shall be hard, clean and dust free. Fortfix Decorative Plaster Full Transparent shall not be mixed with other materials.
Clean working tools immediately after use with this product.



Packing: 25kg

Application temperature: +5°C - 25°C

Storage: In a dry place without moisture, protected from direct sunlight.

Shelf life: 12 months from date of production

Read the instructions and the declaration of performance sheet before using this product at:

www.xfort.eu



ACRYLIC FORTPLAST

Colorful marble plaster of natural stones, for internal and external use

Usage: Decorative protection of plasters and internal and external surfaces.

The surface where FORTPLAST is to be applied must be dry and clean, The surface has to be polished with Acrylic Emulsion (CCA 100 gr/m²)



Preparation: The entire amount of FORTPLAST is mixed well until it becomes equally densified and foamed.

Application: With a non-corroded steel leveler about 2-3mm thick, the substance has to be leveled until the "milky" look has disappeared, then the final flattening work can be concluded. Work must be done without interruption from one angle to another. In higher buildings work has to be done at the same time in all of its floors.

If applied in unsuitable weather conditions, the wall has to be protected from precipitation.

The surface where Acrylic FORTPLAST is to be applied shall be hard, clean and dust free. Not to be mixed with other materials.

Clean working tools immediately after use with this product



Consumption: 5-6kg/ m²

Packing: 20 kg

Application temperature: +5°C - 25°C

Storage: In a dry place without moisture, protected from direct sunlight

Shelf life: 12 months from date of production

Read the instructions and the declaration of performance sheet before using this product at:

www.xfort.eu



PRIMERS

AKRYL EMULSION

Base product for internal and external surfaces

Usage: Basic layering before coloring with dispersed paints, before smoothing with joint filler, acrylic binder and before applying the stuccowork and mineral and acrylic plasters.


Softening with water is prepared in 1:1 proportion
The surface where Acrylic Emulsion is applied should be solid, clean and dry.

Application: Acrylic Emulsion is applied by using brush, painting roller or sprayer tool.

Not to be mixed with other materials.
For 1m² appx. 100 gr Acrylic Emulsion is needed.

Appearance: milky-looking fluid

Consumption: L / m² - 1L - 10 m²
Clean working tools immediately after use with this product.



Packing: 5L, 10L

Application temperature: +5°C - 25°C

Storage: In a dry place without moisture, protected from direct sunlight.

Shelf life: 12 months from date of production

Read the instructions and the declaration of performance sheet before using this product at:

www.xfort.eu

ACRYLIC BINDER

Basic product, used before applying final coatings to the polished surfaces inside and outside

Usage: The Acrylic binder is a base product applied to the sleekly interior and exterior surfaces before covering them with final products. It serves as a bridge-binder between the walls and decorative plasters. Its function is essential in linking and longevity of the final applied products.

The surface where Acrylic binder is to be applied should be solid, clean and free of dust.

Application: Acrylic Binder must be mixed well in the original Packing before use. It is applied by using paint roller or brush gently on the wall.


Amount of water added: 5-10%

Appearance: Pastry

Consumption: 250 gr/m²

Usage: Within 2 hours, not to be mixed with other materials.

Clean working tools immediately after use with this product.



Packing: 10, 15, 20 kg

Application temperature: +5°C - 25°C

Storage: In a dry place without moisture, protected from direct sunlight.

Shelf life: 12 months from date of production

Read the instructions and the declaration of performance sheet before using this product at:

www.xfort.eu

BETON KONTAKT

Beton Kontakt creates a strong adhesion between the decorative plaster, mortar and hydro-isolators.


Usage: The bridge link Beton Kontakt made from quartz sand is used in construction, softening it with 10% water; the mass is ready to be applied with brush or roller. The surface where X-Fort Beton Kontakt will be applied must be clean, free of dust or other debris. BetonKontakt is able to seep inside the pores of the concrete, thereby serving as a connecting layer between the substrate and the paint, adhesive, mortar or facade.

Application: Beton Kontakt is mixed and used directly from the Packing, and provides adhesion of the subsequent layers in the concrete. It's suitable for application in external and internal environments. It is applied using brush or roller, before other materials' layers.

Appearance: Emulsion with quartz grains.

Consumption: 150-200 g / m², depending on the substrate absorbents.

Clean working tools immediately after use with this product.



Packing: 10, 20 kg

Usage: Within 2 hours, not to be mixed with other materials.

Application temperature: +5°C - 25°C

Storage: In a dry place without moisture, protected from direct sunlight.

Shelf life: 12 months from date of production

Read the instructions and the declaration of performance sheet before using this product at:

www.xfort.eu



INTERIOR DISPERSION PAINTS



AKRYLAT FASADEX

Paint for interior use

Usage: FASADEX interior is a ready-to-use product used for painting, decoration and protection of walls, ceilings and interior surfaces. It is notable for its extended coverage, its whiteness and sustainable colors. It provides a smooth application, leveling and adhesion, it is as well solid and dries quickly. Its final result offers a mat surface highly resistant to scratching.

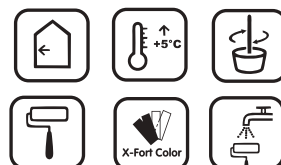
FASADEX interior is applied by use of: paint roller, brush or pump. The substance must be mixed before use.

For 1m² 250-300 gr FASADEX interior are needed. It can be applied in two layers consecutively on well-maintained surfaces.

The basis where FASADEX interior is to be applied must be clean and dust free.

All working tools must be cleaned immediately after use with this product.

Clean working tools immediately after use with this product.



Packing: 5L, 10L, 15L

Application temperature: +5°C - 25°C

Storage: In a dry place without moisture, protected from direct sunlight.

Shelf life: 12 months from date of production

Read the instructions and the declaration of performance sheet before using this product at:

www.xfort.eu

AKRYLAT FASADEX

Economic paint for interior use

Usage: FASADEX Economic is a ready-to-use product used for painting, decoration and protection of walls, ceilings and interior surfaces. It provides a smooth application, leveling and adhesion, it is as well solid and dries quickly.

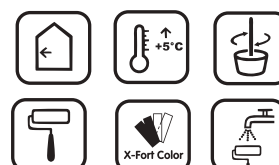
FASADEX Economic is applied by use of: paint roller, brush or pump. The substance must be mixed before use.

For 1m² 250-300 gr FASADEX Economic are needed. It can be applied in two layers consecutively on well-maintained surfaces.

The basis where FASADEX Economic is to be applied must be clean and dust free.

All working tools must be cleaned immediately after use with this product.

Clean working tools immediately after use with this product.



Packing: 5L, 10L, 15L

Application temperature: +5°C - 25°C

Storage: In a dry place without moisture, protected from direct sunlight.

Shelf life: 12 months from date of production

Read the instructions and the declaration of performance sheet before using this product at:

www.xfort.eu



AKRYLAT FASADEX Premium

Paint with high whiteness for interior use

Usage: Fasadex PREMIUM is a ready-to-use product, used for painting, decoration and protection of walls, ceilings and interior surfaces. It is notable for its whiteness and extended coverage. It provides a smooth application, leveling and strong adhesion and dries quickly. Its final result offers a mat surface highly resistant to scratching.

Application: Fasadex PREMIUM is applied by use of: paint roller, brush or pump. The substance must be mixed before use.


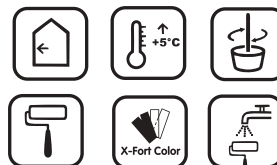
For 1m², 150-250 gr. of Fasadex PREMIUM are needed. In smooth walls (with leveler) it reaches a highly extended coverage, whereas in rough walls (not smoothed) expendability is higher.

It can be applied in two layers consecutively on well-maintained surfaces.

The basis where Fasadex PREMIUM is to be applied must be clean and dust free.

All working tools must be cleaned immediately after use with this product.

Clean working tools immediately after use with this product.



Packing: 5L, 10L, 15L

Application temperature: +5°C - 25°C

Storage: In a dry place without moisture, protected from direct sunlight.

Shelf life: 12 months from date of production

Read the instructions and the declaration of performance sheet before using this product at:

www.xfort.eu

AKRYLAT FASADEX

Semi Transparent - Nuancing and pigmenting Paint for interior spaces

Usage: Fasadex Semi - Transparent is a ready-to-use product, used for painting, protection and decoration of walls, ceilings as well as interior surfaces, dedicated for pigmentation with X-Fort Color System as well as other computer tinting programs.

Fasadex Semi - Transparent is notable for its ability to reach nuancing with lighter and mid tones during the pigmentation with systems of different nuance designation.

It provides a smooth application, leveling and solid adhesion, and also dries quickly. Its final result offers a mat surface highly resistant to scratching.

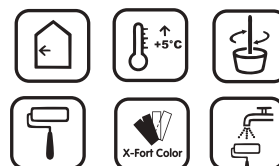
Fasadex Semi - Transparent is applied by use of paint roller, brush or pump. The substance must be mixed before use.

For 1m², 250-300 gr. of Fasadex Semi - Transparent are needed. It can be applied in two layers consecutively on well-maintained surfaces.

The basis where Fasadex Semi - Transparent is to be applied must be clean and dust free.

All working tools must be cleaned immediately after use with this product.

Clean working tools immediately after use with this product.



Packing: 5L, 10L, 15L

Application temperature: +5°C - 25°C

Storage: In a dry place without moisture, protected from direct sunlight.

Shelf life: 12 months from date of production

Read the instructions and the declaration of performance sheet before using this product at:

www.xfort.eu



AKRYLAT FASADEX

Transparent - Nuancing and pigmenting Paint for interior spaces

Usage: Fasadex Transparent is a ready-to-use product, used for painting, protection and decoration of walls, ceilings as well as interior surfaces, dedicated for pigmentation with X-Fort Color System as well as other computer tinting programs.

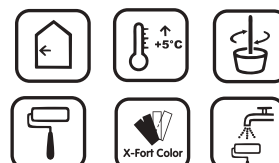
Fasadex - Transprent is notable for its ability to reach nuancing with dark tones during the pigmentation with systems of different nuance designation. It provides a smooth application, leveling and solid adhesion, and also dries quickly. Its final result offers a mat surface highly resistant to scratching. Fasadex - Transprent is applied by use of paint roller, brush or pump. The substance must be mixed before use.

For 1m², 250-300 gr. of Fasadex - Transprent are needed. It can be applied in two layers consecutively on well-maintained surfaces.

The basis where Fasadex - Transprent is to be applied must be clean and dust free.

All working tools must be cleaned immediately after use with this product.

Clean working tools immediately after use with this product.



Packing: 5L, 10L, 15L

Application temperature: +5°C - 25°C

Storage: In a dry place without moisture, protected from direct sunlight.

Shelf life: 12 months from date of production

Read the instructions and the declaration of performance sheet before using this product at:

www.xfort.eu



EXTERIOR DISPERSION PAINTS



AKRYLAT FASADEX

Paint for exterior use

Usage: FASADEX exterior is a ready-to-use product used for painting, decoration and protection of walls, ceilings and exterior surfaces. It is notable for its extended coverage, its whiteness and sustainable colors. It provides a smooth application, leveling and adhesion, it is as well solid and dries quickly. Its final result offers a mat surface highly resistant to scratching.

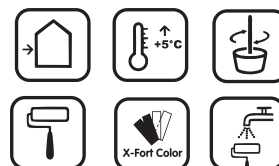
FASADEX exterior is applied by use of: paint roller, brush or pump. The substance must be mixed before use.

For 1m² 250-300 gr FASADEX exterior are needed. It can be applied in two layers consecutively on well-maintained surfaces.

The basis where FASADEX exterior is to be applied must be clean and dust free.

All working tools must be cleaned immediately after use with this product.

Clean working tools immediately after use with this product.



Packing: 5L, 10L, 15L

Application temperature: +5°C - 25°C

Storage: In a dry place without moisture, protected from direct sunlight.

Shelf life: 12 months from date of production

Read the instructions and the declaration of performance sheet before using this product at:

www.xfort.eu

AKRYLAT FASADEX

Semi Transparent - Nuancing and pigmenting Paint for exterior spaces

Usage: Fasadex Semi - Transprent is a ready-to-use product, used for painting, protection and decoration of walls, ceilings as well as interior surfaces, dedicated for pigmentation with X-Fort Color System as well as other computer tinting programs.

Fasadex Semi - Transprent is notable for its ability to reach nuancing with lighter and mid tones during the pigmentation with systems of different nuance designation.

It provides a smooth application, leveling and solid adhesion, and also dries quickly. Its final result offers a mat surface highly resistant to scratching.

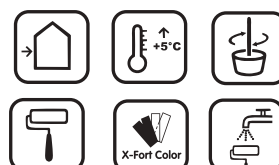
Fasadex Semi - Transprent is applied by use of paint roller, brush or pump. The substance must be mixed before use.

For 1m², 250-300 gr. of Fasadex Semi - Transprent are needed. It can be applied in two layers consecutively on well-maintained surfaces.

The basis where Fasadex Semi - Transprent is to be applied must be clean and dust free.

All working tools must be cleaned immediately after use with this product.

Clean working tools immediately after use with this product.



Packing: 5L, 10L, 15L

Application temperature: +5°C - 25°C

Storage: In a dry place without moisture, protected from direct sunlight.

Shelf life: 12 months from date of production

Read the instructions and the declaration of performance sheet before using this product at:

www.xfort.eu



AKRYLAT FASADEX

Transparent - Nuancing and pigmenting Paint for interior spaces

Usage: Fasadex Transparent is a ready-to-use product, used for painting, protection and decoration of walls, ceilings as well as interior surfaces, dedicated for pigmentation with X-Fort Color System as well as other computer tinting programs.

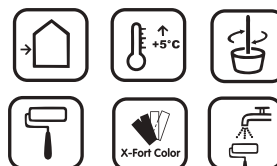
Fasadex - Transparent is notable for its ability to reach nuancing with dark tones during the pigmentation with systems of different nuance designation. It provides a smooth application, leveling and solid adhesion, and also dries quickly. Its final result offers a mat surface highly resistant to scratching. Fasadex - Transparent is applied by use of paint roller, brush or pump. The substance must be mixed before use.

For 1m², 250-300 gr. of Fasadex - Transparent are needed. It can be applied in two layers consecutively on well-maintained surfaces.

The basis where Fasadex - Transparent is to be applied must be clean and dust free.

All working tools must be cleaned immediately after use with this product.

Clean working tools immediately after use with this product.



Packing: 5L, 10L, 15L

Application temperature: +5°C - 25°C

Storage: In a dry place without moisture, protected from direct sunlight.

Shelf life: 12 months from date of production

Read the instructions and the declaration of performance sheet before using this product at:

www.xfort.eu

AKRYLAT FASADEX

Silicon-based paint for exterior use

Usage: Fasadex Siliconharz fassadenfarbe is a ready-to-use product, used for painting, protection and decoration of walls, ceilings as well as exterior surfaces, dedicated for pigmentation with X-Fort Color System as well as other computer tint programs.

Fasadex – Siliconharz fassadenfarbe is notable for its ability to reach nuancing with dark tones during the pigmentation with systems of different nuance designation. It provides a smooth application, leveling and solid adhesion, and also dries quickly. Its final result offers a mat surface highly resistant to scratching.


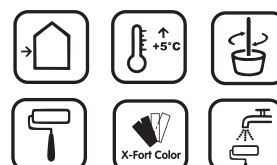
Fasadex – Siliconharz fassadenfarbe is applied by use of paint roller, brush or pump. The substance must be mixed before use.

For 1m², 250-300 gr. of Fasadex – Siliconharz fassadenfarbe are needed. It can be applied in two layers consecutively on well-maintained surfaces.

The basis where Fasadex – Siliconharz fassadenfarbe is to be applied must be clean and dust free.

All working tools must be cleaned immediately after use with this product.

Clean working tools immediately after use with this product.



Packing: 5L, 10L, 15L

Application temperature: +5°C - 25°C

Storage: In a dry place without moisture, protected from direct sunlight.

Shelf life: 12 months from date of production

Read the instructions and the declaration of performance sheet before using this product at:

www.xfort.eu



AKRYLAT FASADEX

Silicate-based paint for exterior use

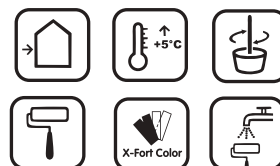
Usage: Fasadex Silikat fassadenfarbe is a ready-to-use product, used for painting, protection and decoration of walls, ceilings as well as exterior surfaces, dedicated for pigmentation with X-Fort Color System system as well as other computer tint programs.

It provides a smooth application, leveling and solid adhesion, and also dries quickly. Its final result offers a mat surface highly resistant to scratching. Fasadex – Silikat fassadenfarbe is applied by use of paint roller, brush or pump. The substance must be mixed before use.

For 1m², 250-300 gr. of Fasadex – Silikat fassadenfarbe are needed. It can be applied in two layers consecutively on well-maintained surfaces. The basis where Fasadex – Silikat fassadenfarbe is to be applied must be clean and dust free.

All working tools must be cleaned immediately after use with this product.

Clean working tools immediately after use with this product.



Packing: 5L, 10L, 15L

Application temperature: +5°C - 25°C

Storage: In a dry place without moisture, protected from direct sunlight.

Shelf life: 12 months from date of production

Read the instructions and the declaration of performance sheet before using this product at:

www.xfort.eu



Innovation color.



Doganaj, Kaçanik 77,70520, Kosovë
+381290 381726, info@xfort.eu
www.xfort.eu